



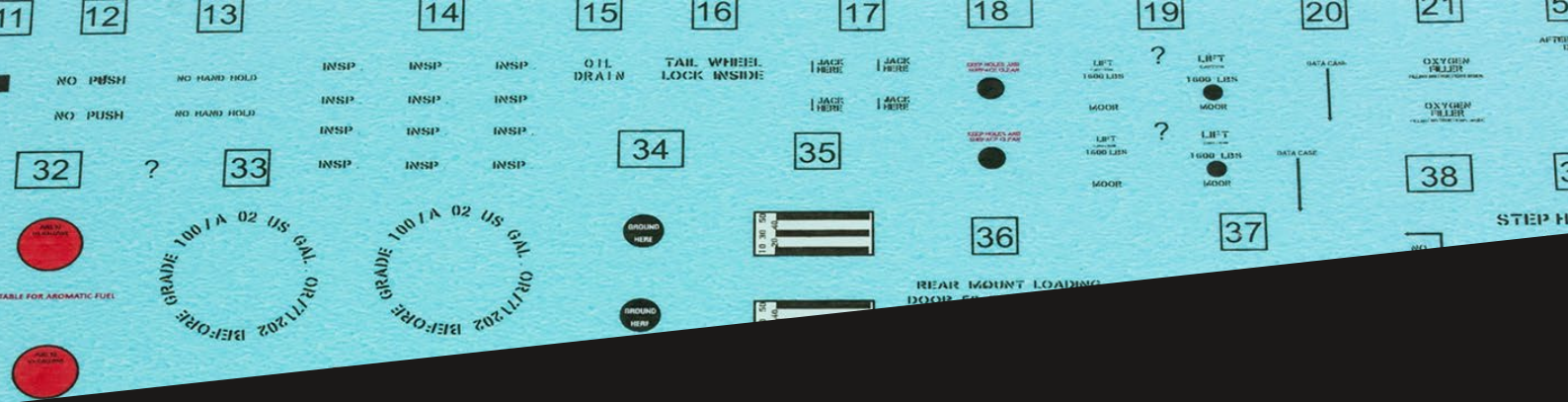
# HGW NEWS

06/2019

HGW MODELS.CZ







# WET TRANSFERS


The biggest issue relating to using ordinary decals is the varnish which creates a glossy film around the decal. It is quite hard to work with classic decals the way to make this film invisible and it is impossible to reach a good result in case of metallic surfaces. OK, there are dry transfers on the market but work with them is also quite uncomfortable, it is hard to place them correctly and a modeler has the one chance only.

HGW's Wet Transfers are similar to ordinary decals. It is possible to move them during the attaching process and to find the best position. Then just push the water from below the transfer, let it dry for few hours, remove the transfer foil and the work is done. Only text or symbol stays attached to the surface.






**F4U-1A VF-17 „Jolly Rogers“ + STENCILS - 1/32**  
**233905**




# F4U-1 Corsairs Aces over Solomon Islands + STENCILS - 1/32 - 233903





# F4U-1 BIRDCAGE „PLUS“ - 1/32 - 233904




# F4U-1A VF-17 „Jolly Rogers“ - Part 2 - 1/32 232906






# F4U-1A VF-17 „Jolly Rogers“ - Part 3 - 1/32

## 232907



# F4U-1 Birdcage - 1/48 - 248901





# Bf 110C-7 - S9+LP - 1/32 - 232902

**Bf110C-7 Trop 6/ZG 1**

W.Nr 3100 Russia 1942

**S9+LP**  
**232902**

*New*

THE BIGGEST ISSUE RELATING TO USING ORDINARY DECALS IS THE VARNISH WHICH CREATES A GLOSSY FILM AROUND THE DECA. IT IS QUITE HARD TO WORK WITH CLASSIC DECAL THE WAY TO MAKE THIS FILM INVISIBLE AND IT IS IMPOSSIBLE TO REACH A GOOD RESULT IN CASE OF METALLIC SURFACES. OK, THERE ARE DRY TRANSFERS ON THE MARKET BUT WORK WITH THEM IS ALSO QUITE UNCOMFORTABLE, IT IS HARD TO PLACE THEM CORRECTLY AND A MODELER HAS THE ONE CHANCE ONLY.

HGW'S WET TRANSFERS ARE SIMILAR TO ORDINARY DECALS. IT IS POSSIBLE TO MOVE THEM DURING THE ATTACHING PROCESS AND TO FIND THE BEST POSITION. THEN JUST PUSH THE WATER FROM BELOW THE TRANSFER, LET IT DRY FOR FEW HOURS, REMOVE THE TRANSFER FOIL AND THE WORK IS DONE. ONLY TEXT OR SYMBOL STAYS ATTACHED TO THE SURFACE.

MADE IN CZECH REPUBLIC

**1/32 HGW WET TRANSFER ACCURATE COMPLETE MARKING + COMPLETE STENCILS**

PACKAGE CONTENTS:



HGW 232035 Bf110C-7 Marking

HGW 232036 Bf110C-7 Crosses

HGW 232037 Bf110C-7 Stencils

2x Daimler Benz Serial Number





**LIMITED**



14+

SUITABLE FOR AGES 14 ADULT

[WWW.HGWMODELS.CZ](http://WWW.HGWMODELS.CZ)



**MORE INFORMATION**





# F4U-1A VF-17 „Jolly Rogers“ - Part 2 - 1/48 248903



[MORE INFORMATION](#)


# F4U-1A VF-17 „Jolly Rogers“ - Part 1 - 1/48 248902




[MORE INFORMATION](#)



# Focke Wulf Fw190A EARLY - crosses 1/48 - 248084

**1/48 HGW WET TRANSFER**  
MADE IN CZECH REPUBLIC  
  
**FockeWulf Fw190A**  
**EARLY**  
**CROSSES**  
**248084**  
WWW.HGWMODELS.CZ



FUSELAGE A1-A5

WINGS UPSIDE

WINGS UNDERSIDE


WINGS UPSIDE


WINGS UPSIDE

**WETTRANSFER**  
**FW190 A1-A5**  
**248084 HGW**

**MORE INFORMATION**

# Focke Wulf Fw190D - crosses 1/48 - 248086

**1/48 HGW WET TRANSFER**  
MADE IN CZECH REPUBLIC  
  
**FockeWulf Fw190D**  
**CROSSES**  
**248086**  
WWW.HGWMODELS.CZ



WINGS UPSIDE

WINGS UNDERSIDE

FUSELAGE D

WINGS UPSIDE


FUSELAGE D


FUSELAGE D

**WETTRANSFER**  
**FW190 D 9**  
**248086 HGW**

**MORE INFORMATION**

# Focke Wulf Fw190A/F - crosses 1/48 - 248085

**1/48 HGW WET TRANSFER**  
MADE IN CZECH REPUBLIC  
  
**FockeWulf Fw190A/F**  
**CROSSES**  
**248085**  
WWW.HGWMODELS.CZ



FUSELAGE A6-A8-F8

WINGS UPSIDE

WINGS UNDERSIDE

WINGS UNDERSIDE

**FW190 A6 - F8 LATE**  
**248085 HGW MODELS**  
**WETTRANSFER**

**MORE INFORMATION**



# LUFTWAFFE WALKWAY - 1/48 - 248087

1/48 HGW WET TRANSFER  
MADE IN CZECH REPUBLIC  
**LUFTWAFFE  
WALKWAY**  
**248087**  
WWW.HGWMODELS.CZ

[MORE INFORMATION](#)

# Bf 110 - Stencils - 1/48 - 248092

1/48 HGW WET TRANSFER  
MADE IN CZECH REPUBLIC  
DESIGNED BY  
**eduard**  
Messerschmitt Bf 110  
**STENCILS**  
**248092**  
WWW.HGWMODELS.CZ

[MORE INFORMATION](#)


# Daimler Benz 601 Engine Stencils - 1/32 - 232038

1/32 HGW WET TRANSFER  
MADE IN CZECH REPUBLIC  
**Daimler Benz  
DB 601  
ENGINE STENCILS**  
**232038**  
WWW.HGWMODELS.CZ


[MORE INFORMATION](#)



## Bf110 - crosses - 1/32 - 232037



## F6F-3 Hellcat - Markings 1/48 - 248076



## Spitfire Mk.IX „The Longest Day“ 1/72 - 272028



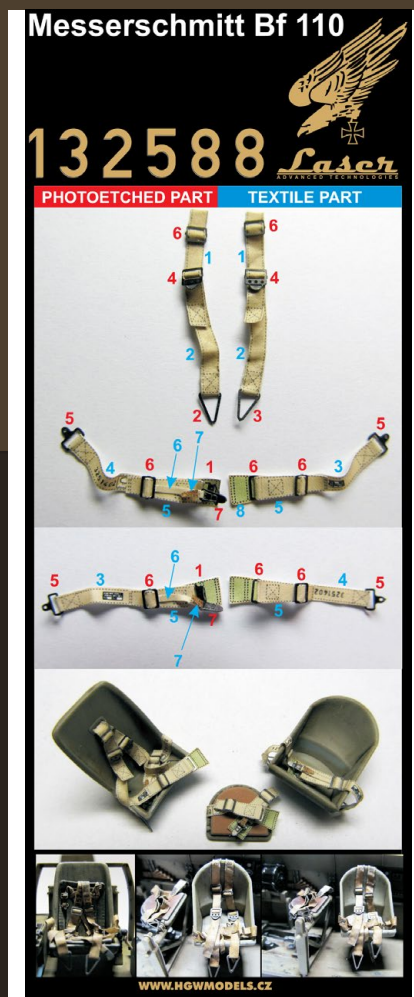
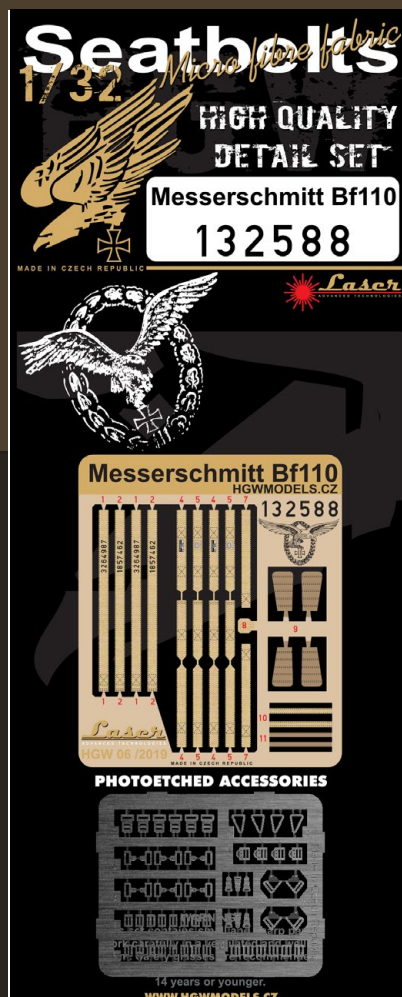


# SEATBELTS

HGW seatbelts were and still are something like revolution in plastic scale models market. They are made from real textile and for the most realistic look we apply very high quality printing techniques on them. We are focused on belts fall into the first half of 20th century at the moment but we are working some projects related with modern airplanes. It is not well known fact that we produce also belts for sport cars. The main technological improvement in development of our premium product was changeover to laser precut seatbelts. This made the use and application of them more comfortable and easier and at the same moment quality of whole product went higher because we started to use laser for simulation of belts stitching



## Messerschmitt Bf110 - Seatbelts 1/32 - 132588



Messerschmitt Bf110 1/32  
(Dragon, Revell)

[MORE INFORMATION](#)






**HGW** MODELS  
SIMPLY SOLUTION

RECONOCIMIENTO ESPECIAL

POR PRESENTAR UN TRABAJO  
EXCEPCIONAL







**HGW Special recognition  
Latin Militaire 2019  
winner Jose Dimmick  
Ki43 Hayabusa Oscar 1/72**





# Vaclav Klimt

## HGW Positive Rivets







**Miloslav J. Hrabáň**

**P-47D-30RE**

**HGW wet transfers & seat belts**







**FACEBOOK: HGWMODELS**  
**INFO@HGWMODELS.CZ**  
**HGWMODELS.CZ**

